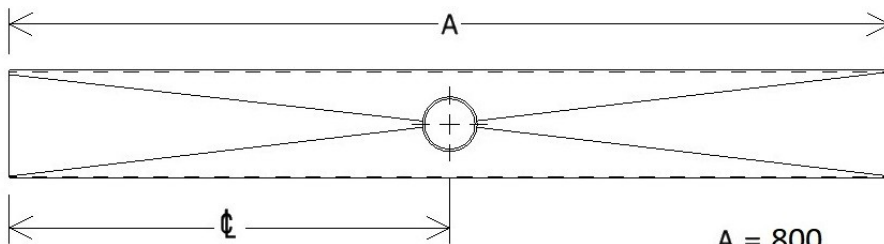

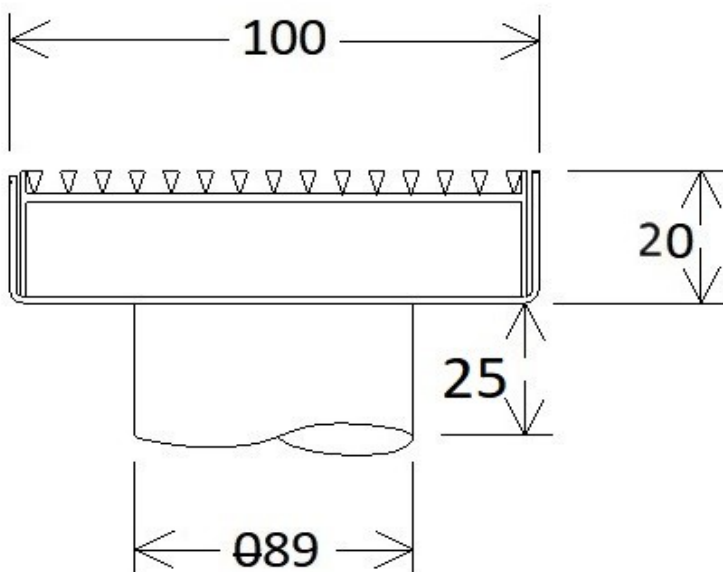


## Standard Grate & Trough

SGT-1200 SGT-1100 SGT1000 SGT-900 SGT-800



A = 800  
900  
1000  
1100  
1200



Our standard Grate and Troughs include sizes 800mm, 900mm, 1000mm, 1100mm, and 1200mm with a fully welded 89mm spigot to centre.

\*Please note there are no modifications to our standard Grate and Trough range. Customised Grate and troughs are available on request.

Additionally they are adaptable to suit our range of quality architectural drainage systems.

### FEATURES & BENEFITS

- 2mm wall thickness
- 304 grade s/s
- 89mm centre spigot
- Always in stock
- Quality product at an affordable price.

For enquires, quotes or to place an order  
**Call 0243224955**



Australian Owned  
& Manufactured

